
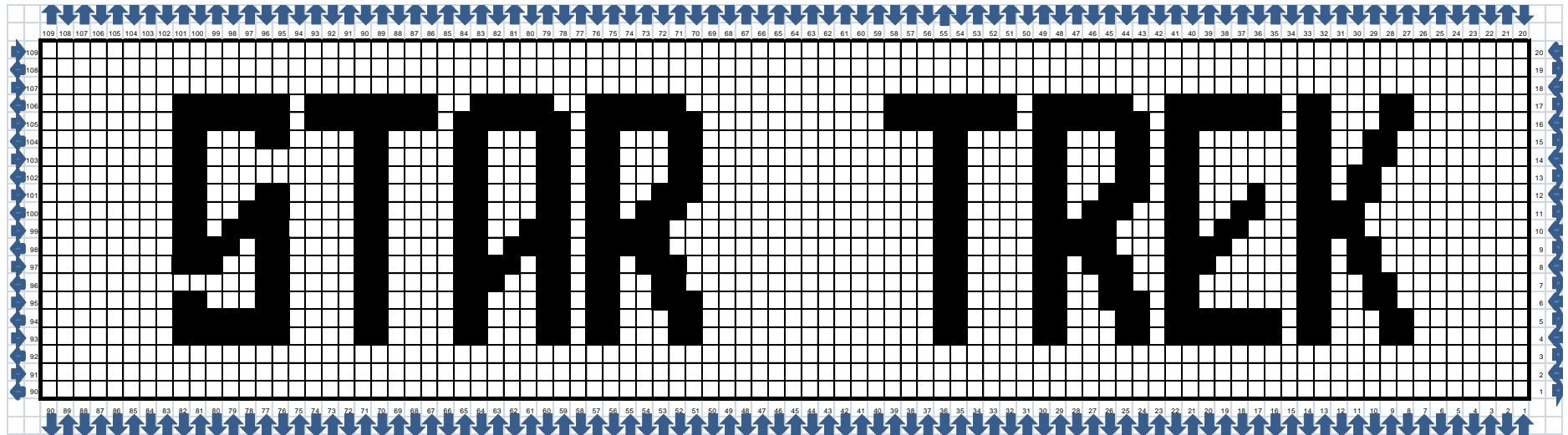



Star Trek blanket – the Banner, by Nerdish Delights



Star Trek blanket – the Banner, by Nerdish Delights



What I found when making the banner for my Outlander blanket, was that I had forgotten to account for the width of the joining seam between the panels, which made the fit a bit tight. Adding an extra column to the banner may help with this, or pinning the banner to the panels to ensure a snug fit. As I haven't made the banner for my blanket, I have included a couple of suggestions along with a blank template in case you wanted to make your own. It is important to ensure that you are reducing on the correct side of the banner so that it keeps the rectangular shape.